

**FUND OBJECTIVE:** The fund seeks to achieve long-term capital appreciation.

**PORTFOLIO MANAGERS**



Jason Doctor  
With Pzena since 2014  
In Industry since 2000



Matthew Ring  
With Pzena since 2010  
In Industry since 2002

**OVERALL MORNINGSTAR RATING™ ★★★★★**

As of 12/31/2024, Institutional Class shares rated 4 stars among 54 Foreign Small/Mid Value funds, based upon risk-adjusted returns derived from a weighted average of the performance figures associated with 3-, 5- and 10-year (if applicable) Morningstar Ratings metrics.

The Morningstar rating is for the Pzena International Small Cap Value Fund – Institutional Share Class; other classes may vary. For each fund with at least a three-year history, Morningstar calculates a Morningstar Rating™ based on a Morningstar Risk-Adjusted Return measure that accounts for variation in a fund's monthly performance (including the effects of sales charges, loads, and redemption fees), placing more emphasis on downward variations and rewarding consistent performance. Exchange-traded funds and open-ended mutual funds are considered a single population for comparative purposes. The top 10% of funds in each category receive 5 stars, the next 22.5% receive 4 stars, the next 35% receive 3 stars, the next 22.5% receive 2 stars and the bottom 10% receive 1 star. (Each share class is counted as a fraction of one fund within this scale and rated separately, which may cause slight variations in the distribution percentages.) As of 12/31/2024 the Institutional Class shares of the Fund were rated 5-Stars and 3-Stars against the following numbers of Foreign Small/Mid funds over the following time periods: 54 funds in the last three- and 48 funds in the last five-years. © 2024 Morningstar, Inc. All Rights Reserved. The information contained herein: (1) is proprietary to Morningstar; (2) may not be copied or distributed; and (3) is not warranted to be accurate, complete or timely. Neither Morningstar nor its content providers are responsible for any damages or losses arising from any use of this information. Past performance is no guarantee of future results.

**PERFORMANCE SUMMARY**

	ANNUALIZED					
	QTD	YTD	One Year	Three Year	Five Year	Since Inception 7/2/18
PZIX- Institutional Class	-6.44%	5.37%	5.37%	8.64%	8.03%	5.20%
PZVIX- Investor Class	-6.52%	5.15%	5.15%	8.35%	7.73%	4.92%
MSCI World ex USA Small Cap Index	-7.86%	2.76%	2.76%	-2.77%	2.87%	3.10%
MSCI World ex USA Small Cap Value Index	-8.12%	2.95%	2.95%	0.52%	3.37%	3.48%

PZIX Expense Ratio: Gross: 2.10%, Net: 1.18%, Net (ex-AFFE): 1.17%\*\*  
PZVIX Expense Ratio: Gross: 2.45%, Net: 1.53%, Net (ex-AFFE): 1.52%\*\*


Performance data quoted represents past performance; past performance does not guarantee future results. The investment return and principal value of an investment will fluctuate so that an investor's shares, when redeemed, may be worth more or less than their original cost. Current performance of the fund may be lower or higher than the performance quoted. Performance data current to the most recent month end may be obtained by calling 844.PZN.1996 (844.796.1996).

\*\*Expense ratios as presented in prospectus dated June 28, 2024; contractual fee waivers through at least June 28, 2025.

**PORTFOLIO CHARACTERISTICS**

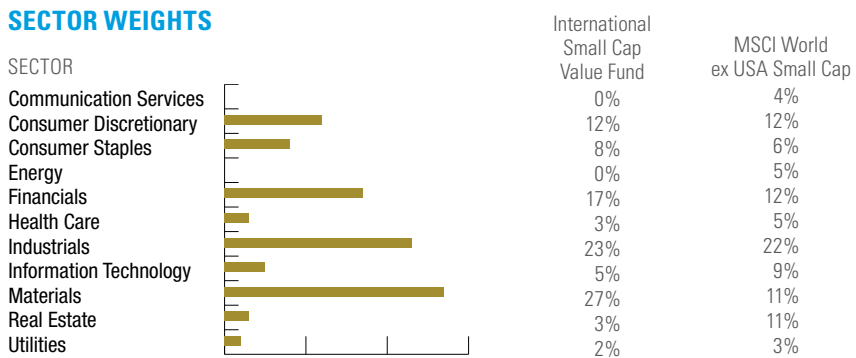
	Pzena International Small Cap Value Fund	MSCI World ex USA Small Cap
Price/Earnings (1-Year Forecast)	10.1x	13.6x
Price/Book	0.9x	1.3x
Median Market Cap (\$B)	\$1.7	\$1.3
Weighted Average Market Cap (\$B)	\$2.0	\$3.0
Number of Stocks	47	2,249

**REGION CONCENTRATION**



Regional weights adjusted for cash - may appear higher than actual. Number may not add to 100% due to rounding.

**SECTOR WEIGHTS**




Sector weights adjusted for cash - may appear higher than actual. Number may not add to 100% due to rounding.

## TOP 10 HOLDINGS

Senior PLC	3.9%
Ibstock PLC	3.1%
Origin Enterprises PLC	3.1%
Sabre Insurance Group PLC	2.9%
Perenti, Ltd.	2.8%
C&C Group PLC	2.7%
Aurubis AG	2.7%
Signify N.V.	2.7%
BPER Banca	2.6%
Sawai Group Holdings Co., Ltd.	2.6%
Total	29.1%

## INVESTMENT PROCESS

- Universe: The entire MSCI World ex USA Small Cap Index
- Fundamental research conducted on companies considered the most undervalued based on price relative to normalized earnings
- Co-Portfolio Managers construct a portfolio of deeply undervalued businesses requiring unanimous consent



## PORTFOLIO COMMENTARY

Underlying non-U.S. small cap markets were weak during the quarter, as concerns around the continued economic and political deterioration in France and Germany impacted share prices. The Fund declined in the period but was ahead of its benchmark.

On the negative side of the ledger, ams-OSRAM, which produces sensors for smartphones, was down on concerns around the deterioration of its balance sheet following its failed fab project in Malaysia. Irish agri-services company Origin Enterprises was negatively impacted by a weather-driven subdued planting season, and Dublin-based lender Permanent TSB Group's underperformance was driven by lower rates and continued delays in the normalization of the regulatory environment.

The top individual contributor, industrial manufacturer THK Co. saw a material improvement in governance and capital allocation in the period, while Ukrainian iron ore miner Ferrexpo doubled on hopes for a negotiated end to the war with Russia. Lastly, shares of UK motor and home insurer Direct Line spiked after peer Aviva launch a friendly take-over offer.

New positions in the quarter include Burberry, the UK luxury retailer, Fletcher Building, a New Zealand-based building products conglomerate, Nexity, a French homebuilder, and Perenti, an Australian mining services business, among others. We believe each of these new ideas represent fundamentally good business that have reasons to justify their returns but are currently burdened with a combination of idiosyncratic and industry-specific controversies.

We fully exited Logista, Balfour Beatty, Ituran, FlowTraders, Deutz, and Hokkoku Financial Holdings, and reduced our stakes in THK, Direct Line, Anima, Transcontinental, and Sankyu, all on valuation.

We remain very excited about the positioning of the Fund, maintaining a large assortment of idiosyncratic investment controversies around the world, as wide valuation spreads continue to suggest that the opportunity set remains broad and deep with high potential returns.

**Price / Earnings (1-Year Forecast)** is a measure of the price-to-earnings ratio (P/E) using forecasted earnings for the P/E calculation. **Price / Book** is a valuation ratio of a company's current share price compared to its book value. **Median Market Cap** is the point at which half of the market value of a portfolio is invested in stocks with a greater market cap, and consequently the other half is invested in stocks with a lower market cap. **Weighted Average Market Cap** is the average firm market capitalization weighted by security weight. **Normalized P/E** is a ratio that measures a company's share price relative to Pzena's estimate of what a company earns across a typical business cycle.

MSCI World ex USA Small Cap is a free float-adjusted market capitalization weighted index, designed to measure the equity market performance of smaller capital stocks represented across 22 of 23 Developed Markets (DM) countries\* (excluding the United States). The MSCI World ex USA Small Cap Value Index captures small cap securities exhibiting overall value style characteristics across 22 of 23 Developed Markets countries (excluding the United States). The value investment style characteristics for index construction are defined using three variables: book value to price, 12-month forward earnings to price and dividend yield. One cannot invest directly in an index.

**Mutual fund investing involves risk. Principal loss is possible. Investments in small-cap companies involve additional risks such as limited liquidity and greater volatility than larger companies. Investments in foreign securities involve political, economic and currency risks, greater volatility and differences in accounting methods. These risks are greater for investments in Emerging Markets. The fund may have emphasis on a specific sector which could adversely affect a fund to a greater extent than if its emphasis was less. The Fund emphasizes a "value" style of investing, which targets undervalued companies with characteristics for improved valuations. This style of investing is subject to the risk that the valuations never improve or that the returns on "value" securities may not move in tandem with the returns on other styles of investing or the stock market in general.**

*The fund's investment objectives, risks, charges and expenses must be considered carefully before investing. The summary and statutory prospectus contain this and other important information about the investment company, and may be obtained by calling 1.844.PZN.1996 (1.844.796.1996), or visiting [www.pzenafunds.com](http://www.pzenafunds.com). Read it carefully before investing.*

Fund holdings, Regional and Sector exposures and characteristics are as of the date shown and are subject to change at any time. As a result, the Fund's current and future holdings, Regional and Sector exposures and characteristics may vary substantially from the information shown. No recommendation is made regarding the advisability of buying or selling any security.

The Pzena Funds are distributed by Quasar Distributors, LLC.